

LIFTED APPLICATIONS LIFT SPACERS



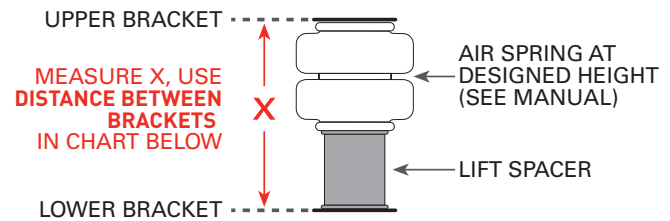
DETERMINE THE CORRECT SPACER FOR YOUR LIFTED VEHICLE

Lift spacers can be used with most Ride-Rite™ air spring kits, but not with Coil-Rite™ kits. The lift spacer needs to be the same length as the amount of lift applied to the axle on which the air spring is being installed. **Note that a six inch lift does not mean you need a six inch lift spacer!**


6" LIFT \neq **6" SPACER**

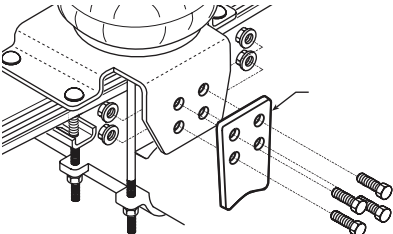
MEASURE YOUR SPACING

Measure while truck has all four wheels on ground or jack stands



Most six inch lifts only have four inches of lift in the rear to level out the truck. This holds true for the shorter lift kits as well.

LIFT SPACERS*			
	Distance Between Brackets	Lift Spacer Height	Lift Spacer Number
	6.5" - 7.5"	1.25"	2536 (PACKAGES OF 2)
	7.5" - 8.5"	2"	2366 (PACKAGES OF 2)
	8.5" - 9.5"	3"	2367 (PACKAGES OF 2)
	9.5" - 10.5"	4"	2370 (PACKAGES OF 2)
	11.5" - 12.5"	6"	2374 (PACKAGES OF 2)

AXLE EXTENSION BRACKETS FOR LIFTED VEHICLES*					
	SOME KITS / BRACKETS MAY REQUIRE DRILLING. USE THE EXTENSION BRACKET AS A TEMPLATE TO MARK AND DRILL THE HOLES.	Lift	Kit Number	Make/Model Number	
		2"	2506		Tundra 07-19 2445
		3"	2507		

*Only compatible with Ride-Rite™ convoluted kits